

German time-walking

Improving students' ability to move between tenses

Greg Horton
April 2018

© Hampshire County Council

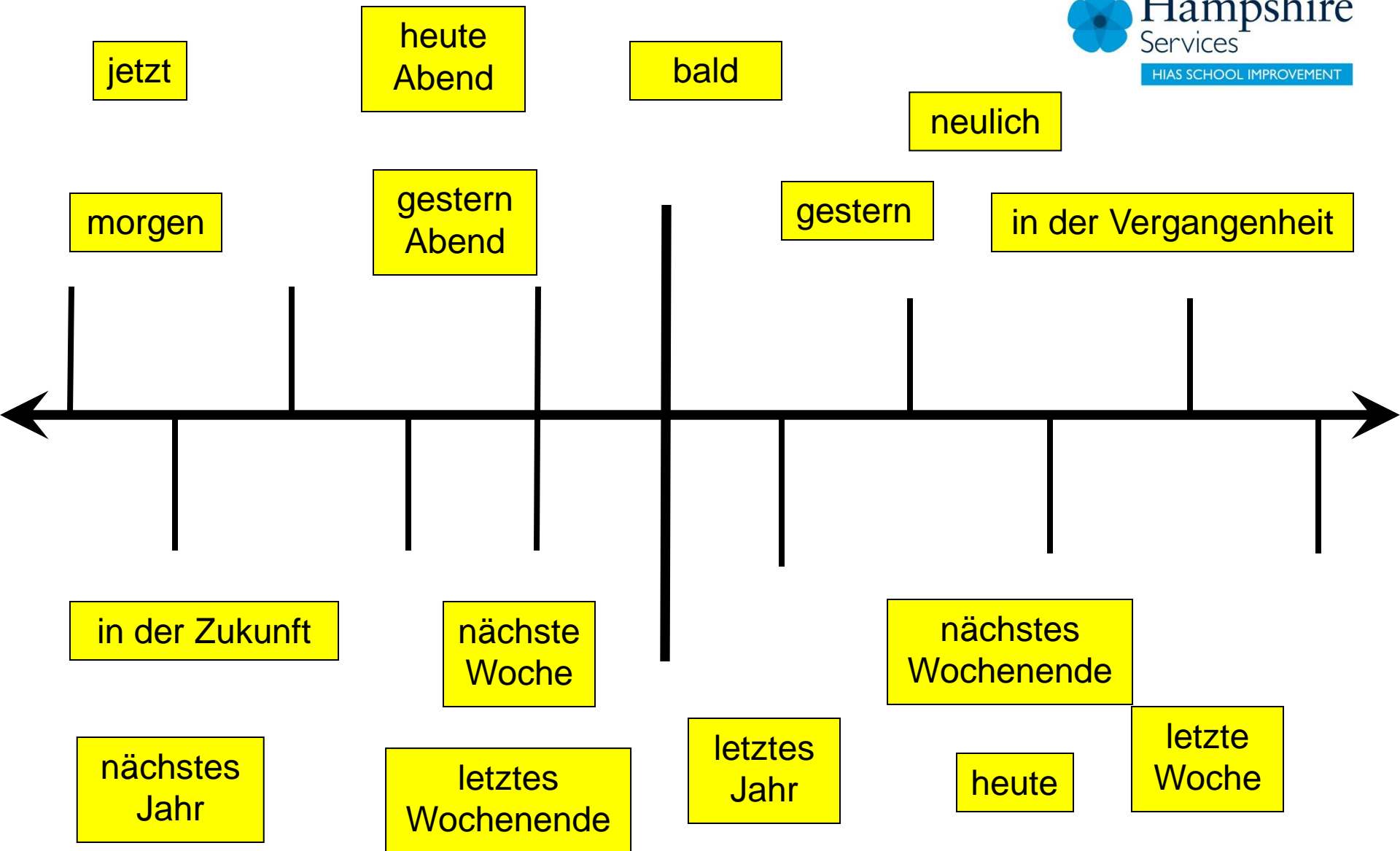


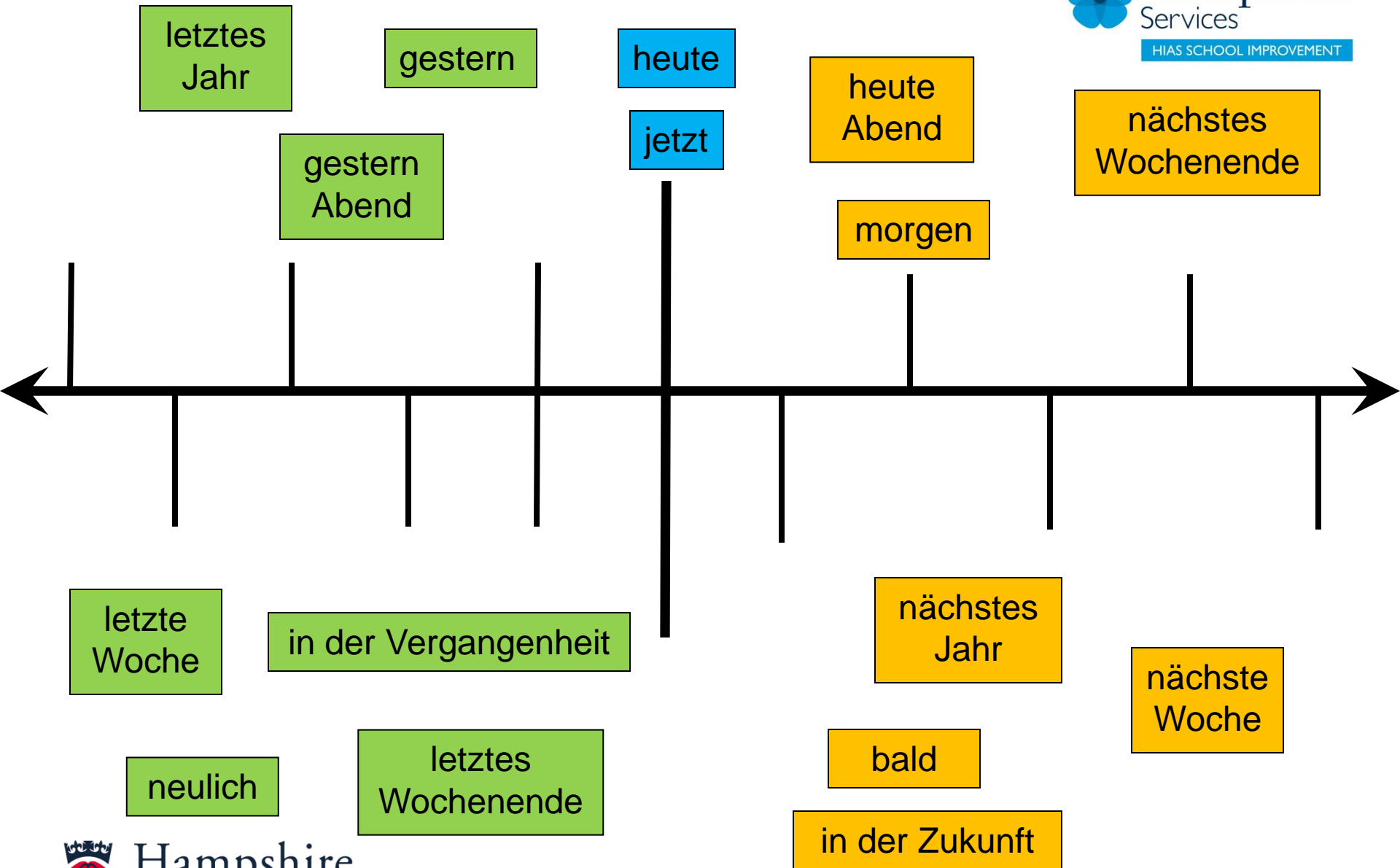
Overview

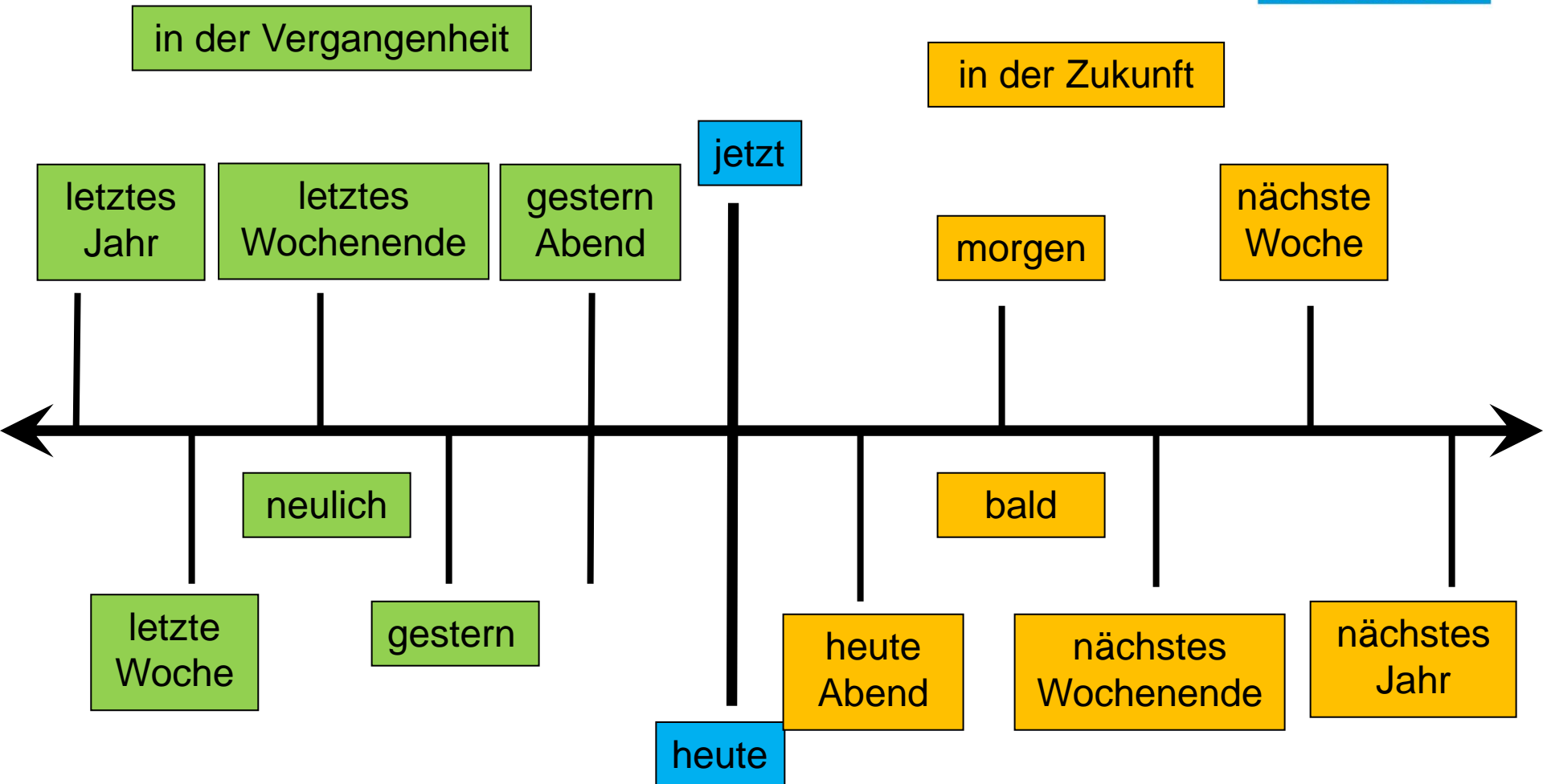
In this document

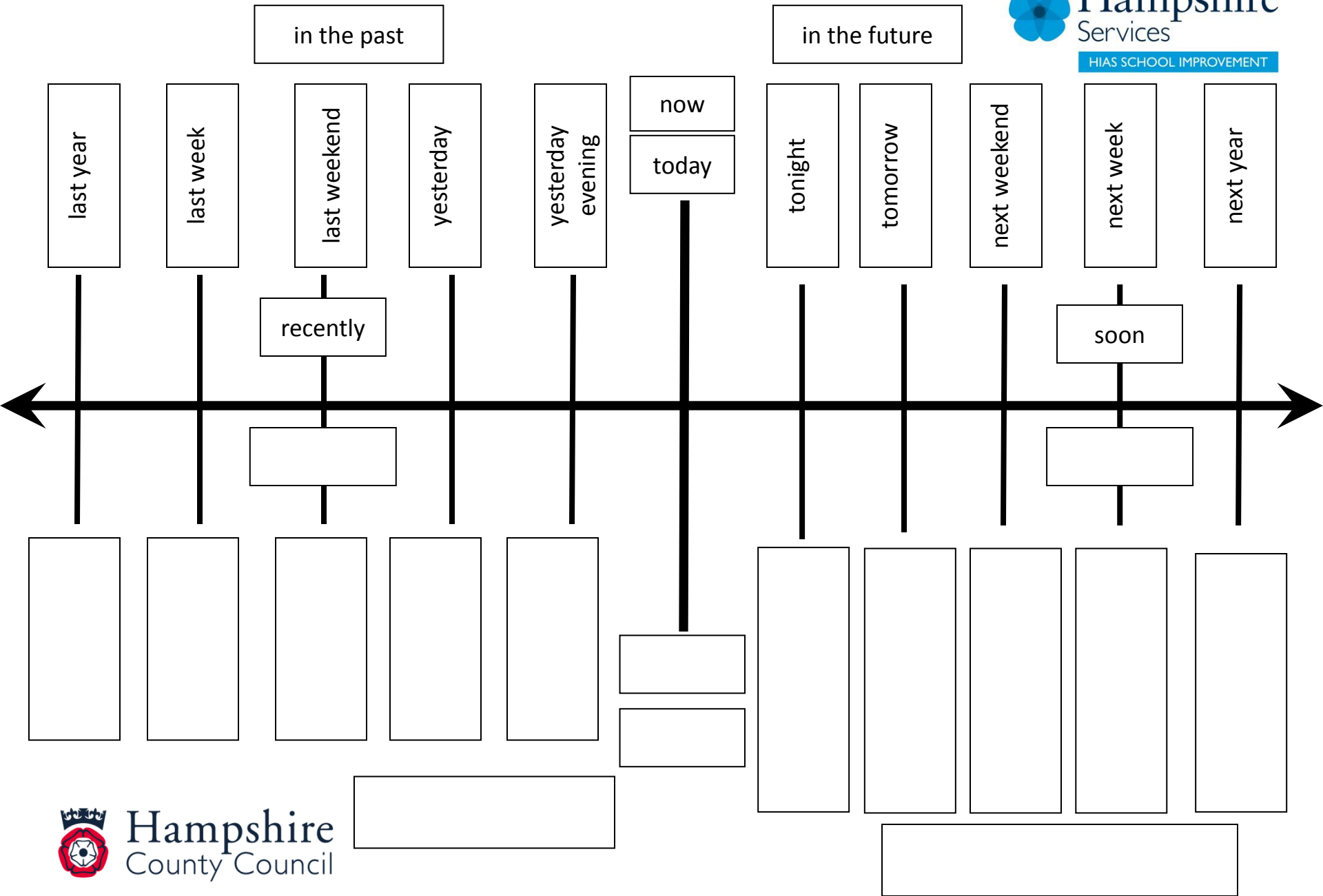
This resource will allow students to gain a better understanding of time frames and tense by physically walking and talking a timeline.

- 1) Give students an A4 print-out of the English timeline (slide 6). Show either slide 4 or 5 depending on the ability of the students.
- 2) Students match and copy out the German time phrases.
- 3) Show the fly-in answers on the board.
- 4) Students work in pairs trying to walk as far through time as possible. They achieve this by starting at the present, then stepping forwards or backwards by saying the corresponding German time phrase. Student A walks the timeline while student B checks responses. When a mistake is made, roles are reversed.
- 5) Practise inverted word order with time frames and activities.
- 6) Now students walk the timeline by stating complete first person activities at each point in time. For example: *Letzte Woche habe ich Tennis gespielt.*









MFL

Greg Horton

Email: greg.horton.hants.gov.uk

For further details on the full range of services available please contact us using the following details:

Tel: 01962 874820 or email: hias.enquiries@hants.gov.uk

HTLC professional learning moodle

- Searchable course catalogue linked to the Learning Zone.
- Course updates.
- In-house training opportunities.
- Online calendar of events.
- Publications and online resources.
- Bespoke consultancy services.

Link: <https://hias-totara.mylearningapp.com/>

Terms and conditions

Terms of license

Moodle+ subscribers are licensed to access and use this resource and have agreed to pay the annual subscription fee. This authority starts when the fee is paid and ends when the subscription period expired unless it is renewed. This file is for personal or classroom use only. By using it, you agree that you will not copy or reproduce this file except for your own personal, non-commercial use. HIAS have the right to modify the terms of this agreement at any time; the modification will be effective immediately and shall replace all prior agreements.

You are welcome to:

- download this resource
- save this resource on your computer
- print as many copies as you would like to use in your school
- amend this electronic resource so long as you acknowledge its source and do not share as your own work.

You may not:

- claim this resource as your own
- sell or in any way profit from this resource
- store or distribute this resource on any other website or another location where others are able to electronically retrieve it
- email this resource to anyone outside your school or transmit it in any other fashion.