

Celebration of Home Learning

Wallisdean Federation Examples of Work (Weeks 4 – 8)

Debbie Martin – Assistant Headteacher, Wallisdean Federation
July 2020
Final version


© Hampshire County Council

Overview

During the last few months, since the start of the pandemic, the pupils at Wallisdean Federation in Fareham have kept themselves busy undertaking the Creative Home Study Projects created by the HIAS Teaching and Learning Team.

Please click [here](#) to see the full selection of the amazing learning that they have completed with the help of their creative teachers and support staff.

If you would like to contribute any of the success that you have had with the Home Study work then please get in touch with Sarah Sedgwick, Teaching and Learning Adviser (Sarah.Sedgwick@hants.gov.uk).




Week 4: Homes



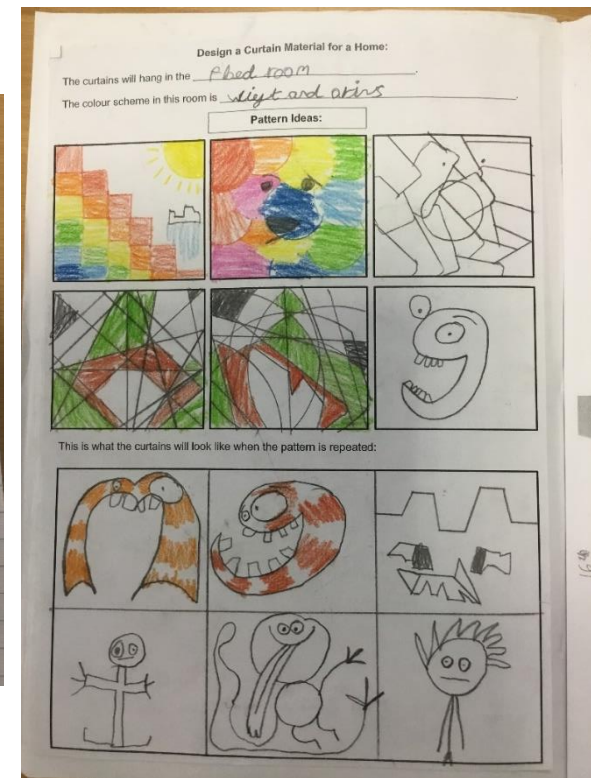
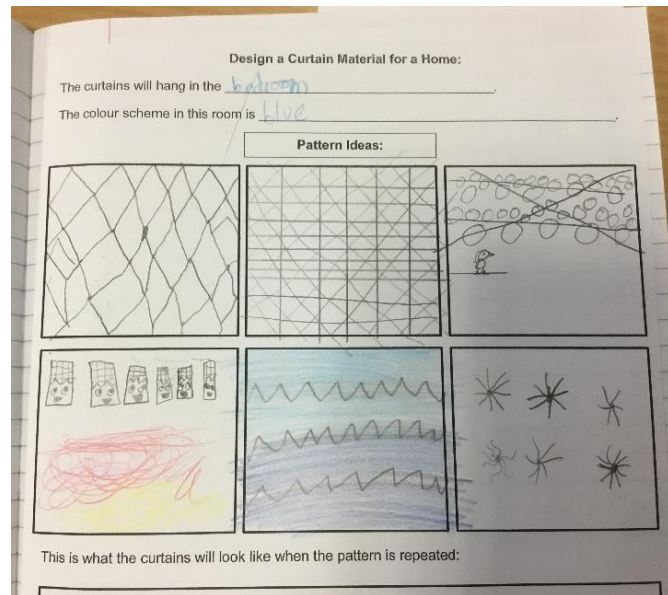
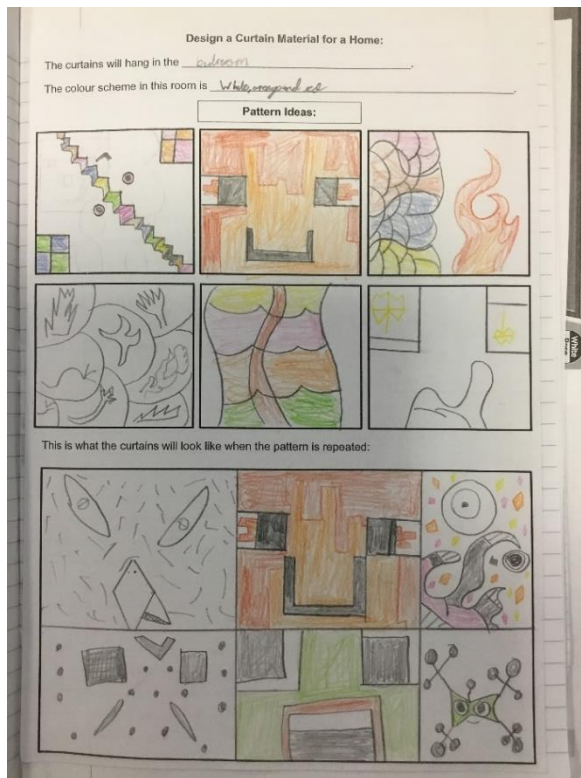
Key Theme:

This theme is about considering the importance of homes. Children will think about the different homes that people live in and how these are adapted to their needs. They will also consider activities that take place in homes.





Week 4 – Homes

Design a curtain material for a home.



Week 5:


What I want to be...



Key Theme:

The theme this week is based on research or storytelling around people and their achievements.

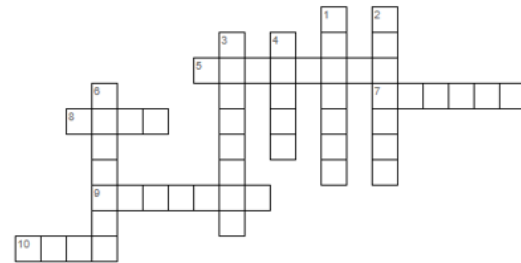
These can be famous people or people in the community, and these can be based on the interests of the children. It is aimed at encouraging children to consider their attributes and what they might want to be when they grow up.



Week 5 – What I want to be...

Design a wordsearch or crossword about your ideal job.

Swimming teacher




Across

- 5 What you sit on
- 7 What boys wear
- 8 Where you swim
- 9 where you learn about swimming
- 10 What you learn with

Down

- 1 Make them come to you
- 2 What girls wear
- 3 the pets to come to you
- 4 What you swim in
- 6 It helps you swim

My dream job - Dancer



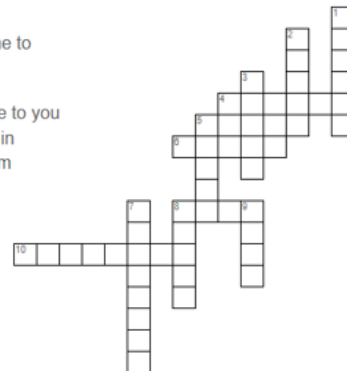
Across

- 3 You wear it
- 5 A graceful dancer
- 6 You dance on it
- 7 This person helps you to dance
- 8 You dance to it
- 9 You do this

Down

- 1 You move round in a circle
- 2 You could win, you could lose
- 4 You put it on your face
- 6 You practise in this room

YOUTUBER




Across

- 4 What do you need to film with?
- 6 what do you need for money?
- 8 you need to survive from
- 10 What do you play on?

Down

- 1 What happen when you finish a vidio?
- 2 What do you earn?
- 3 What do you play?
- 5 A short film
- 7 What do you need to play?
- 8 What is youtubers cloths called
- 9 What do you need to get a play button

football



Across

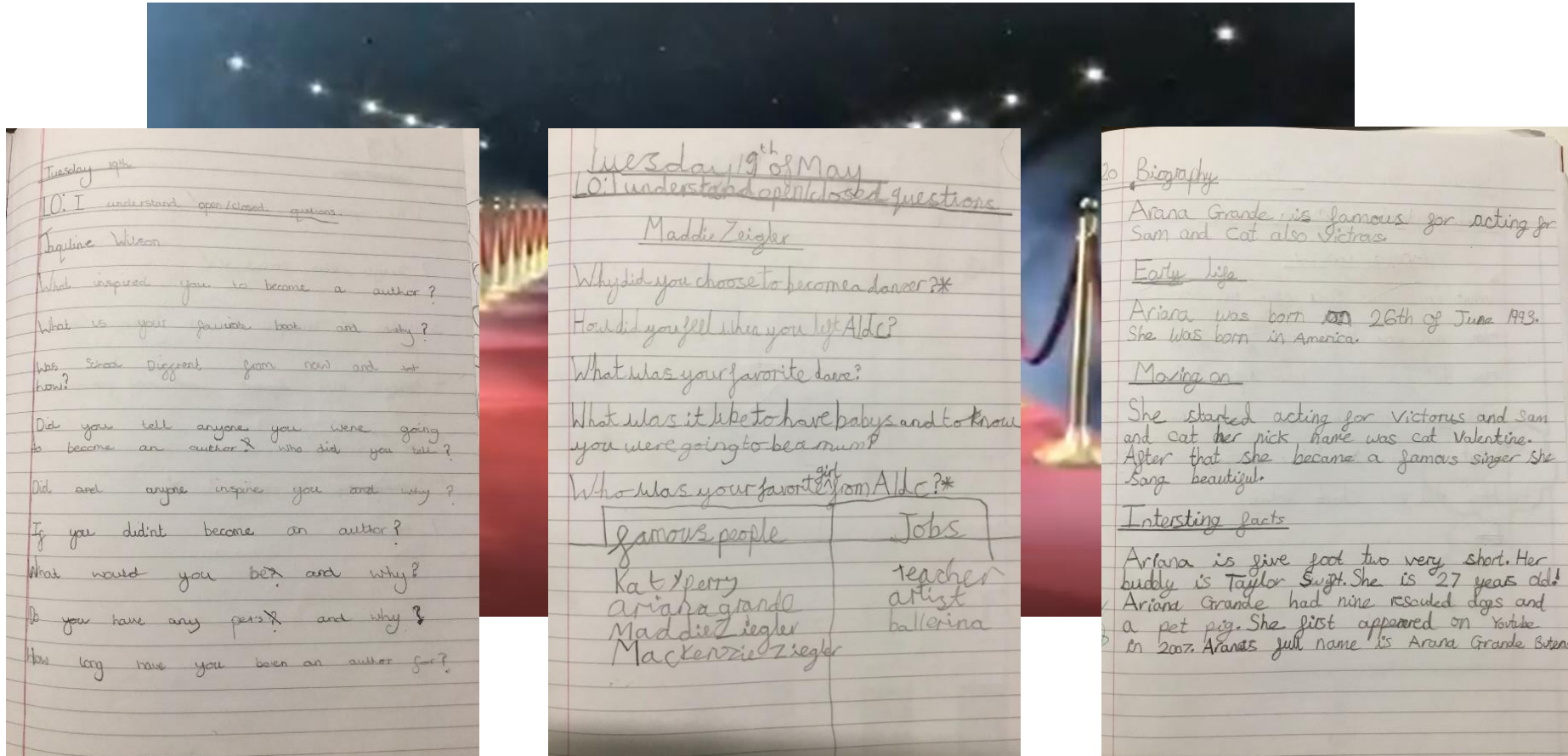
- 1 were you play
- 2 he gives out red cards
- 4 you were them on your feet
- 7 handball
- 8 leader of the team
- 9 on the bottom of your shoe

Down

- 1 member of the team
- 3 something you kick
- 5 they protect your legs
- 6 were you aim

Week 5 – What I want to be...

Interview a famous person.




Week 5 – What I want to be...


Create a new superhero character.

Super Me!

My name is: Vilot
I am 18 years old!

My birthday is: 8th of June
My favourite food is: Sandwich
My favourite animal is: piglet
My favourite thing to do is: save people


My Superhero emblem:



My favourite colour:


Super Me!

My name is: Wonderheart
I am 21 years old!

My birthday is: 18th November 2011
My favourite food is: chicken nuggets
My favourite animal is: cat
My favourite thing to do is: sleep

My Superhero emblem:


My favourite colour:


Name: Maya

Self-portrait:



Secret Superpowers:
Maya can look into your soul, control minds, make things disappear, make things appear, make things fly, and make things disappear.

Top Secret Weakness:
Love, and pain, or anything like that.

Super Skills:
super jump, speed.

Animal Sidekick:



Name: Lighting girl

Self-portrait:


Secret Superpowers:
Lightning Electricity

Top Secret Weakness:
He is the chess.

Super Skills:
Lapping people with lightning

Animal Sidekick:
PAPA





Week 6:

This Way, That Way




Key Theme:

This theme is based on finding our way. The activities will focus on the making of maps and creating treasure trails. For the older children, there is work around researching some famous explorers.



Week 6 – This Way, That Way

Design a treasure map.




Week 6 – This Way, That Way

Make an information page or biography about a famous explorer.


25.20 Tim Peake

Did you know...	What did they explore?
While in space Tim travelled about 125,000,000km.	Tim lived in space for 516 months to explore space.

Why did they explore?
He explored because he worked hard and he was consistent.





Tim Peake



How did they do it?
Tim Peake went in a Spaceship into space and landed on the International Space Station.

25.21 Max Junpeake

Did you know
Junpeake first made rockets
bacon and hot air balloons

In 1991 Tim went to the Royal Air Force

Did you know
While in space Tim traveled about 125,000,000km and that's far.


Thursday 28th May 2020

Christopher Columbus
Christopher Columbus is best known for an explorer. He was also a navigator and cartographer. He was born in Genoa Italy 1451.

Christopher's life

Christopher learned to sail in a wooden ship with sails and his biggest ships was less than 20m long. He learned to find his way by using the stars the sun and a compass.


Christopher Columbus never was to go to China and he needed money in order to do this. The king and queen of Spain gave him the money to do this famous adventures.



He set sail from Europe across the Atlantic ocean on 3rd August 1492 along with his sailors they did not know where they would land. It was a voyage into the unknown. They set sail with 3 ships Santa maria, Nina and pinta.

Thursday 28th May 2020

Did you know that
Tim Peake was born in Chichester, West Sussex in England on the 7th April 1972.



Did you know that Tim was in the military for eighteen years flying all types of air crafts.

Did you know that Tim saw one adult and decided to apply along with 8,000 people!

Week 6 – This Way, That Way

Create and make a new island.



Wednesday 27th May 2020

Physical Features	History
Sea/Ocean	Volcano
Islander	Volcano
Lake	Volcano
	Binocular glasses
	Leafy
Wild life	Attractions
Spiders	Rainforest
Snake	Tree house in
Monkey	Rainforest
Koala	
Bunnies	

Dear Explorer, come to the wonderful island called Dunua where you can travel by boat, plane or submarine! Come and explore the ruins of Dunua which ~~was~~ made 20000 years ago. You can't miss the Dunua zip-line where you can see everything! Do you love animals? Well if you do come to the animal watching where you can see tigers and butterflies. Dunua forest is a beautiful site with cute animals. Mount Hunna ~~was~~ hasn't erupted in 365 years also Mount Hunna made hot baths. So visit Dunua! From Madison
XXx

27.5.20 My Island

Physical features


- lakes/river/forest/corals/corals
- beaches
- Mountains
- Wild life
- Panda
- dolphins
- koala/sloth
- Attractions
- dolphin watching
- animal enclosure
- History
- Cliffs



My Island


Features	Wildlife	Attractions
o coral reef	o monkeys	o museum
o woodlands	o pandas	o nature watching
o rainforests	o bunnies	o hot bath Bay
o wet lakes	o whales	
o zip-line		
o History		
o Volcanoes		

Week 7: Get Moving






Key Theme:

This theme is based on transport and ways that we get around and move ourselves.



Week 7 – Get Moving

Design a car for the future.



Week 8:


Caring for Each Other



Key Theme:


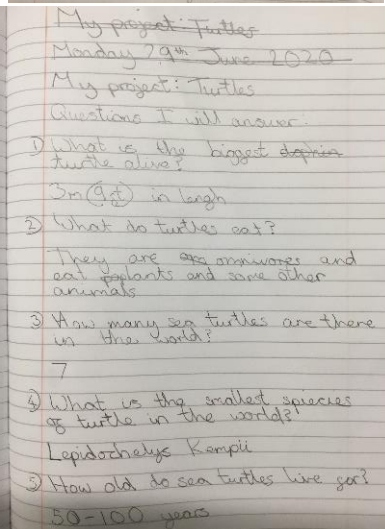

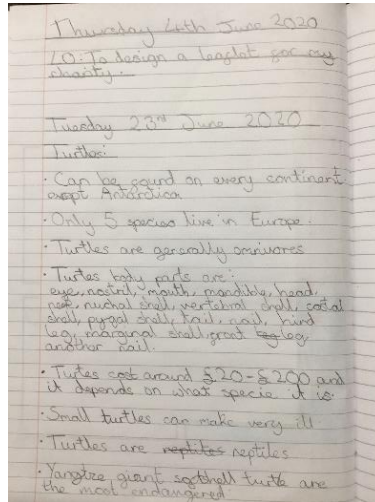

This theme is based on how we all care for each other and different ways that people do this.

Children will be encouraged to consider charity work and to explore the roles of different people in society.



Week 8 – Caring for Each Other

Invent a new charity based on your interests.



HIAS Teaching and Learning Team

The HIAS Teaching and Learning Team give practical and supportive advice through coaching and mentoring teachers to improve outcomes for all pupils. They use a 'plan, do, review' approach to teaching and learning which broadly includes observation of teaching, personal target setting with areas given to improve, planning, demonstration of lessons and team teaching. The team focus their work on impact within the classroom.

They also work with Senior and Middle Leaders to develop the coaching model in their schools.

For further details referring to Primary Teaching and Learning support, please contact Sarah Sedgwick, Teaching and Learning Adviser: sarah.sedgwick@hants.gov.uk

For further details on the full range of services available please contact us using the following details:

Tel: 01962 874820 or email: hias.enquiries@hants.gov.uk

