

Celebration of Home Learning

Wallisdean Federation Examples of Work (Weeks 1 – 3)

Debbie Martin – Assistant Headteacher, Wallisdean Federation
July 2020
Final version


© Hampshire County Council

Overview

During the last few months, since the start of the pandemic, the pupils at Wallisdean Federation in Fareham have kept themselves busy undertaking the Creative Home Study Projects created by the HIAS Teaching and Learning Team.

Please click [here](#) to see the full selection of the amazing learning that they have completed with the help of their creative teachers and support staff.

If you would like to contribute any of the success that you have had with the Home Study work then please get in touch with Sarah Sedgwick, Teaching and Learning Adviser (Sarah.Sedgwick@hants.gov.uk).




Week 1:

The Great Indoors and Outdoors

Key Theme:

To appreciate what we have available to us and to use what we have inside and outside if we can.



Week 1 – The Great Indoors

Make a den - inside or outside.



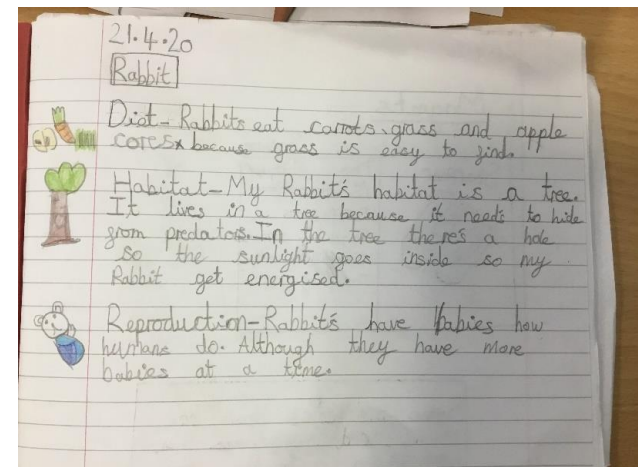




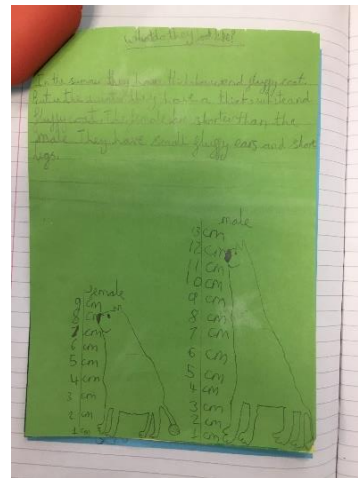

Week 1 – The Great Indoors

Invent a creature and create a habitat for it.



Week 1 – The Great Indoors

Write and illustrate a book about your favourite creature.



Week 1 – The Great Indoors

What can you see?




Week 2:

Spring into Spring – Make it creative!

Key Theme:

Using the time of year, children can create artwork or games based around spring.



Week 2 – Spring into Spring

Research the work of a famous artist and create a spring picture in their 'style'.



Yvonne Coomber inspired art – we sent her our pictures and she sent us a lovely email.

I am absolutely overwhelmed with gratitude and feel so very honoured that your children are so inspired by me.

The video and the work is absolutely amazing. I will cherish their words and please send them all much love and a thousand blessings.


Their use of colour and mark-making is fantastic and I can see that they had lots of fun. It is so important to continue exploring the creativity passion that they have displayed and I do hope that they are managing to paint during the restrictions.

Thank you so much for sharing this with me.

I wish you and your children all the best.

Keep safe and keep painting.

**Love and Blessings,
Yvonne x**



Week 2 – Spring into Spring

Use the rainbow.





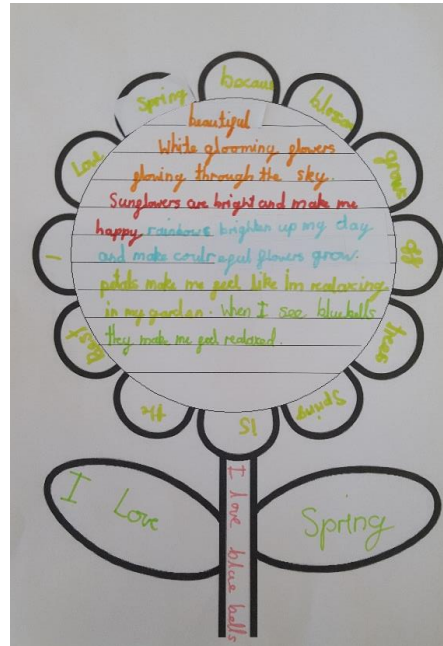
Week 2 – Spring into Spring

Get planting!



Week 2 – Spring into Spring

Write a spring poem in the shape of a flower.




Week 3:

All Around Us

Key Theme:

This theme is based around space and climate change. Children can research facts about climate change and space and complete activities based on these areas.



Week 3 – All Around Us

Design and make some VE day bunting.






Week 3 – All Around Us

Create and make a lunar landscape where an explorer might have been.



Week 3 – All Around Us

Create a piece of artwork out of recycled materials.



HIAS Teaching and Learning Team

The HIAS Teaching and Learning Team give practical and supportive advice through coaching and mentoring teachers to improve outcomes for all pupils. They use a 'plan, do, review' approach to teaching and learning which broadly includes observation of teaching, personal target setting with areas given to improve, planning, demonstration of lessons and team teaching. The team focus their work on impact within the classroom.

They also work with Senior and Middle Leaders to develop the coaching model in their schools.

For further details referring to Primary Teaching and Learning support, please contact Sarah Sedgwick, Teaching and Learning Adviser: sarah.sedgwick@hants.gov.uk

For further details on the full range of services available please contact us using the following details:

Tel: 01962 874820 or email: hias.enquiries@hants.gov.uk

